

Installation Manual

CITROEN BERLINGO
CIT-BERL-5-A



COMPONENTS INCLUDED



X2



X2



X2



CL-M02 x 6



CL-P02 x 12



CL-W01 x 1




Installation

CITROEN BERLINGO
CIT-BERL-5-A



SIDE SHADE INSTALLATION




XP

Installation

CITROEN BERLINGO
CIT-BERL-5-A

SIDE SHADE INSTALLATION



Installation

CITROEN BERLINGO
CIT-BERL-5-A

SIDE SHADE INSTALLATION



Installation

CITROEN BERLINGO

CIT-BERL-5-A

SIDE SHADE INSTALLATION



Installation

CITROEN BERLINGO
CIT-BERL-5-A



SIDE SHADE INSTALLATION



X2

Installation

CITROEN BERLINGO

CIT-BERL-5-A



PORTILOAD AREA SHADE INSTALLATION



X2

Installation

CITROEN BERLINGO

CIT-BERL-5-A



PORT/LOAD AREA SHADE INSTALLATION





Installation

CITROEN BERLINGO

CIT-BERL-5-A

PORTILOAD AREA SHADE INSTALLATION



Installation

CITROEN BERLINGO

CIT-BERL-5-A



PORT/LOAD AREA SHADE INSTALLATION



Installation

CITROEN BERLINGO

CIT-BERL-5-A



PORT/LOAD AREA SHADE INSTALLATION



Installation


CITROEN BERLINGO

CIT-BERL-5-A

REAR SHADE INSTALLATION



X6



Installation

CITROEN BERLINGO
CIT-BERL-5-A

REAR SHADE INSTALLATION



Installation

CITROEN BERLINGO

CIT-BERL-5-A



REAR SHADE INSTALLATION

