



Installation Manual

BMW 2 SERIES GRAN TOURER 5DR
BMW-2SGT-5-A-18



Shades

Fixing Clips



Side Shades



CL-M03 x 2



CL-M05 x 4



CL-T01 x 1



Installation

BMW 2 SERIES GRAN TOURER 5DR
BMW-2SGT-5-A-18

Components Needed



Side Shades



CL-M05 x 4



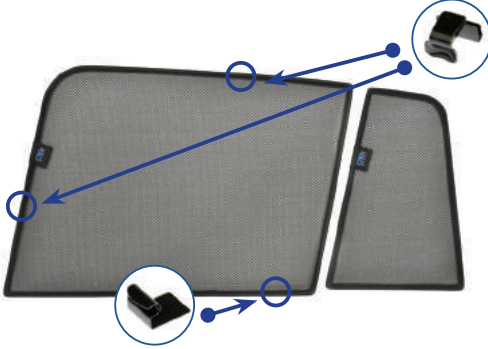
CL-M03 x 2



CL-T01 x 1

Side Shade Installation

STEP 1



STEP 2



STEP 3



No fixing clip is needed for this shade

STEP 4



STEP 5



STEP 6



Repeat step 5 & 6 for left hand side CL-M05 clip

Installation

BMW 2 SERIES GRAN TOURER 5DR
BMW-2SGT-5-A-18



Side Shade Installation

STEP 7



STEP 8



STEP 9



STEP 10



STEP 11



STEP 12



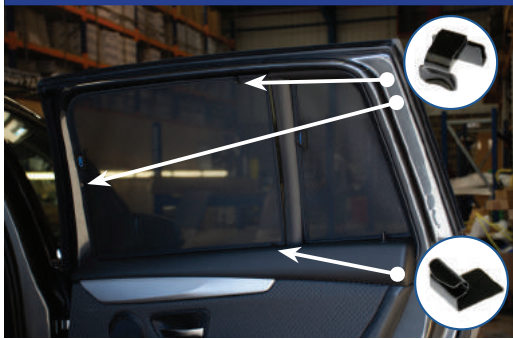
Installation

BMW 2 SERIES GRAN TOURER 5DR
BMW-2SGT-5-A-18



Side Shade Installation

STEP 13



STEP 14

Repeat this whole process for the other side.